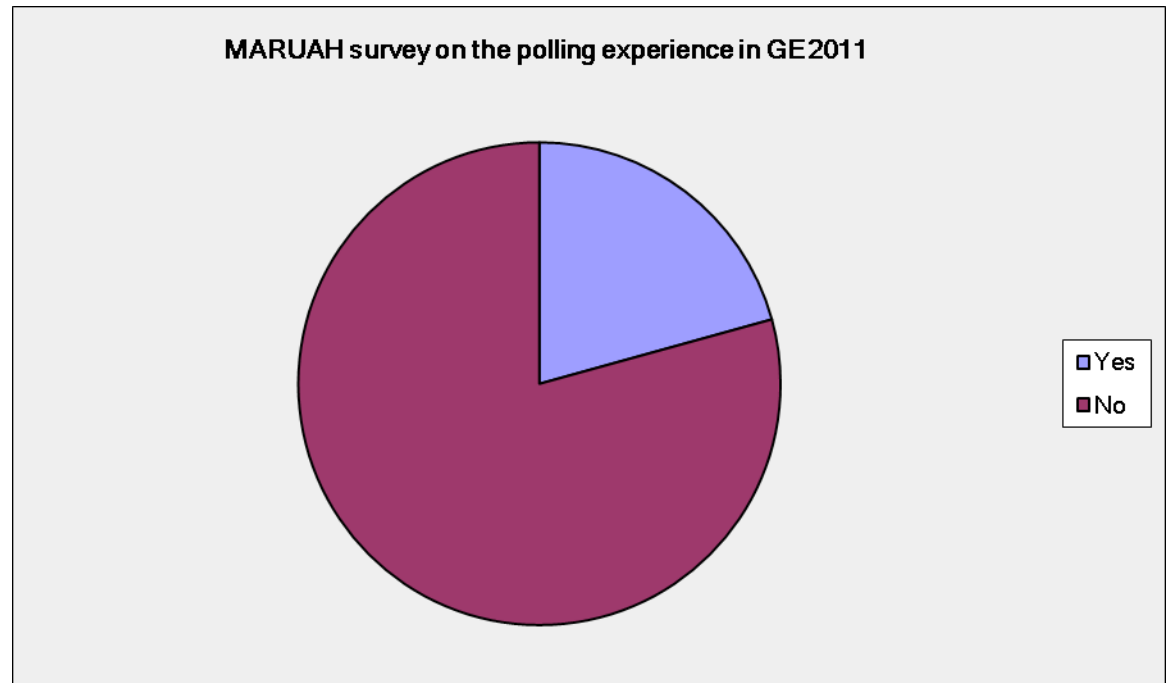


Question 4

MARUAH survey on the polling experience in GE2011

Were there campaign materials (flyers, posters, T-shirts, flags, banners) within 200 metres of the Polling Station (i.e. outside the Polling Station)?

Answer Options	Response Percent	Response Count
Yes	20.7%	240
No	79.3%	917
<i>answered question</i>		1157
<i>skipped question</i>		0

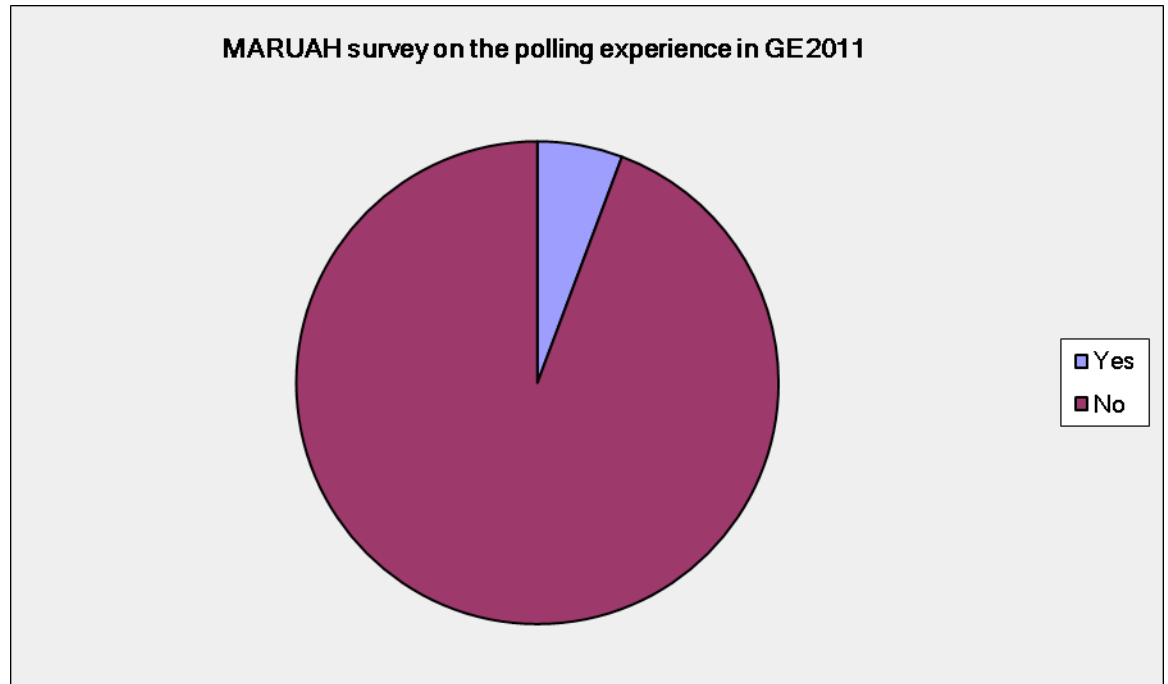


Question 5

MARUAH survey on the polling experience in GE2011

Were there any volunteers, candidates, party leaders standing around and/or talking to people within 200 metres of the Polling Station (i.e.

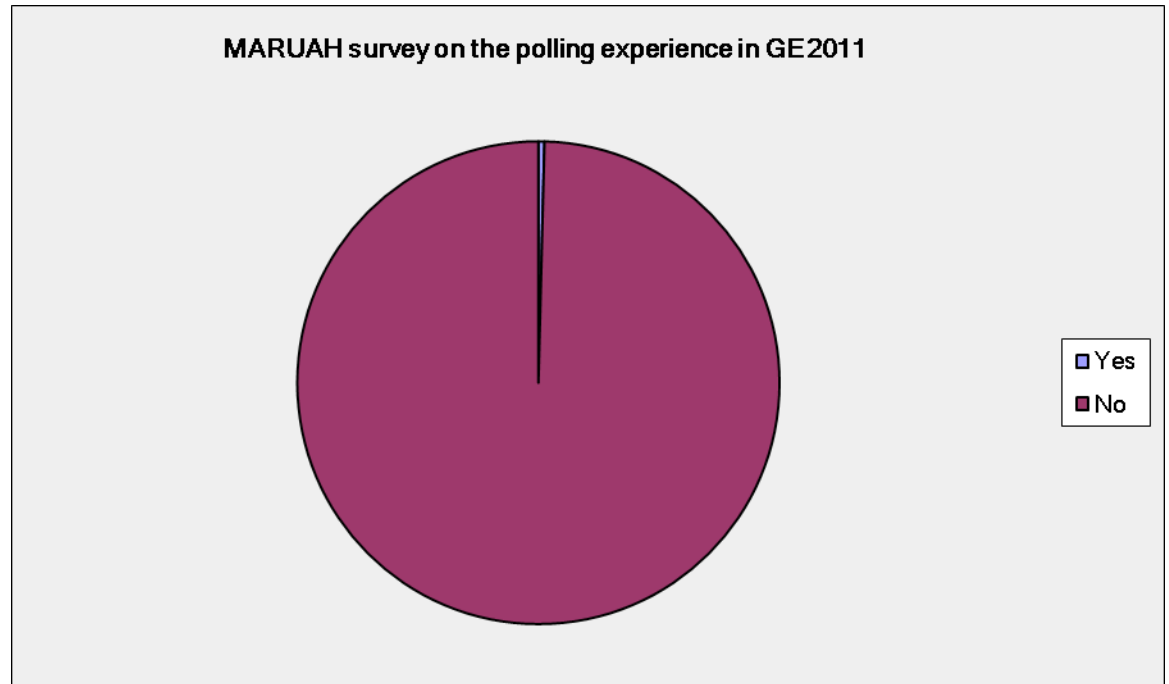
Answer Options	Response Percent	Response Count
Yes	5.7%	66
No	94.3%	1091
<i>answered question</i>		1157
<i>skipped question</i>		0



Question 6

MARUAH survey on the polling experience in GE2011

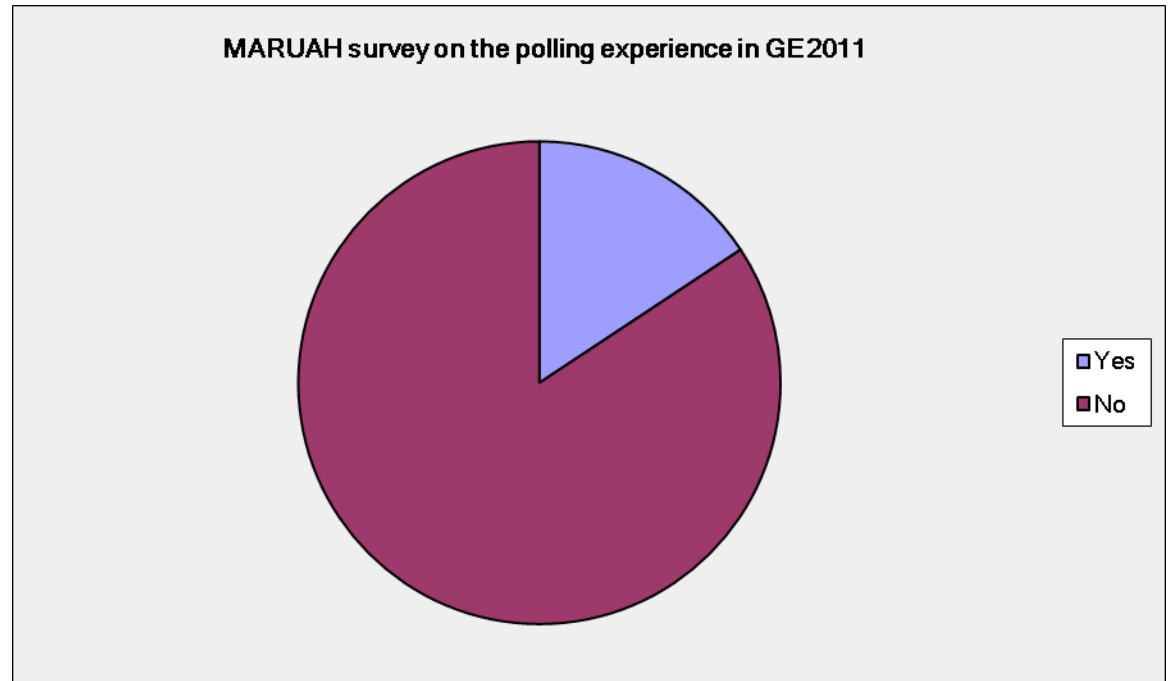
Were there any campaign materials inside the Polling Station?		
Answer Options	Response Percent	Response Count
Yes	0.4%	5
No	99.6%	1152
<i>answered question</i>		1157
<i>skipped question</i>		0



Question 7

MARUAH survey on the polling experience in GE2011

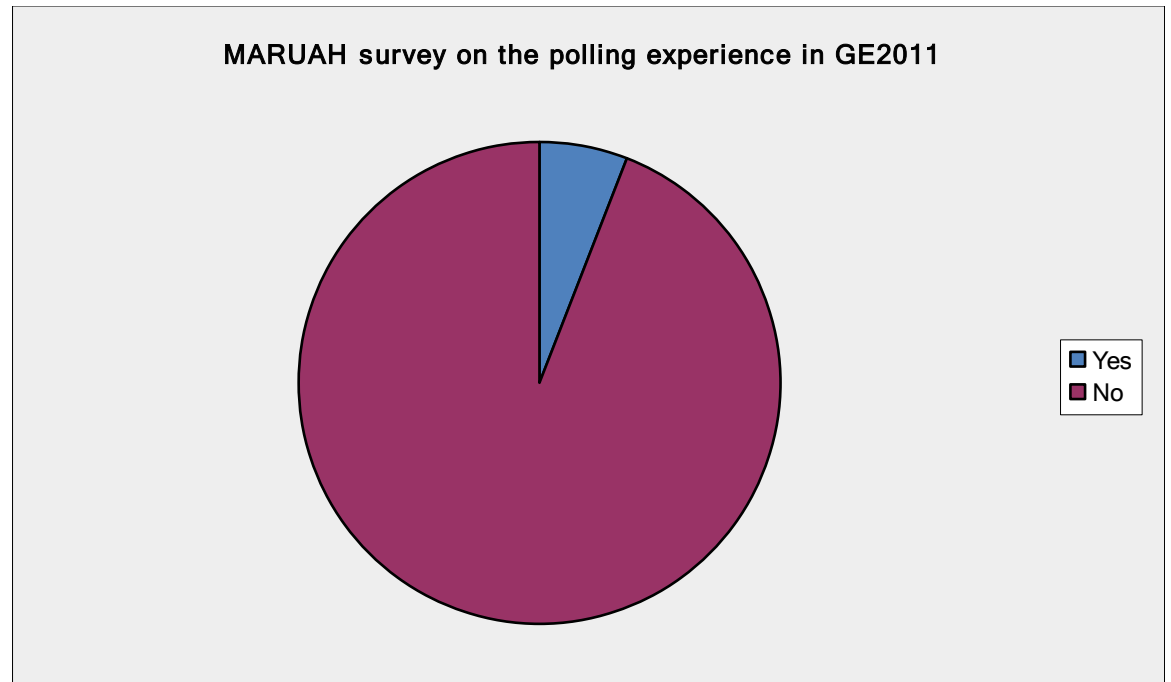
Were there any volunteers from any political party inside the Polling Station?		
Answer Options	Response Percent	Response Count
Yes	15.7%	182
No	84.3%	975
<i>answered question</i>		1157
<i>skipped question</i>		0



Question 8

MARUAH survey on the polling experience in GE2011

Were any candidates inside the Polling Station?		
Answer Options	Response Percent	Response Count
Yes	5.9%	68
No	94.1%	1089
<i>answered question</i>		1157
<i>skipped question</i>		0

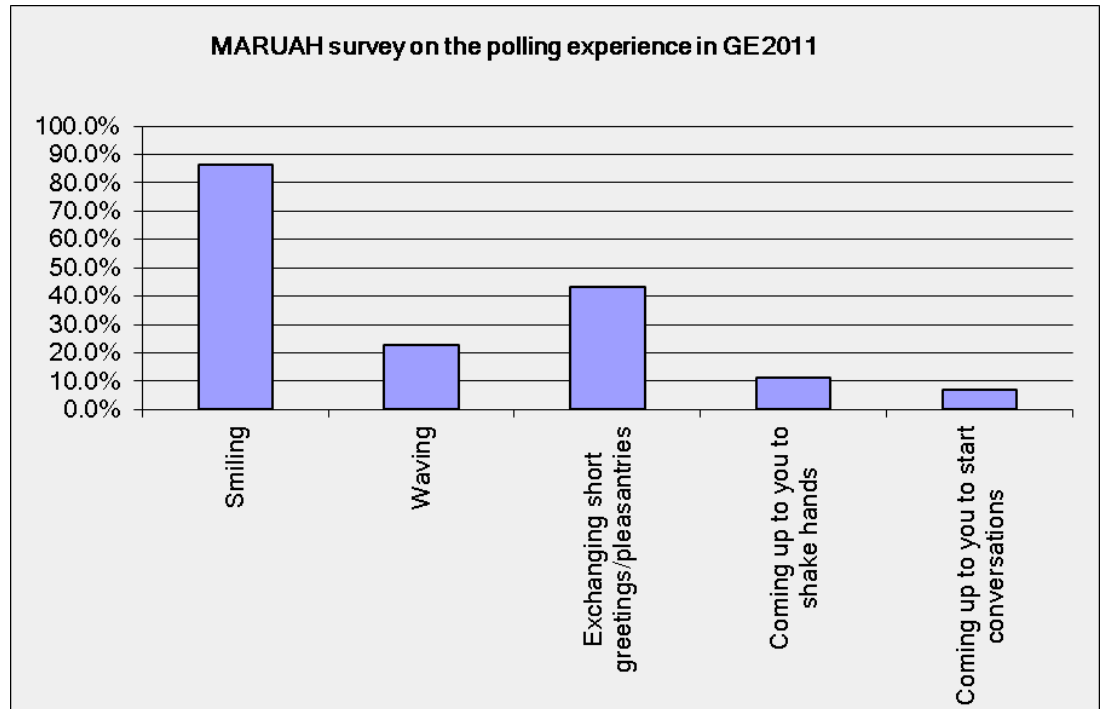


Question 9

MARUAH survey on the polling experience in GE2011

If you answered "Yes" to Q.8, what were the candidate(s) doing inside the Polling Station?

Answer Options	Response Percent	Response Count
Smiling	86.4%	38
Waving	22.7%	10
Exchanging short greetings/pleasantries	43.2%	19
Coming up to you to shake hands	11.4%	5
Coming up to you to start conversations	6.8%	3
Other (please specify)		52
<i>answered question</i>		44
<i>skipped question</i>		1113

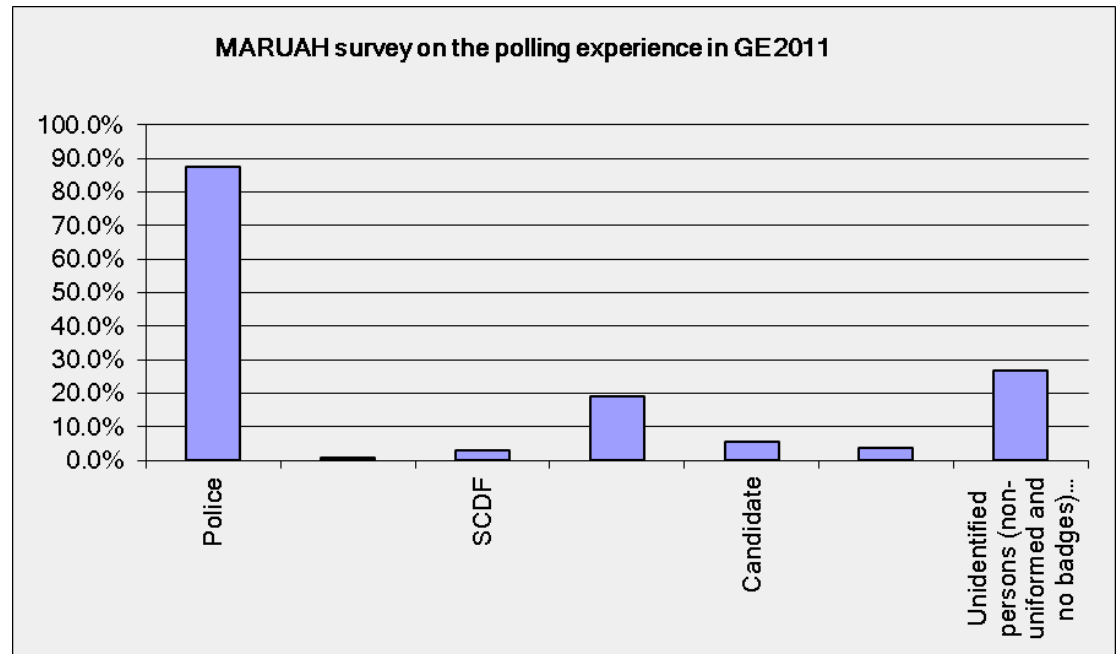


Question 10

MARUAH survey on the polling experience in GE2011

Were any of the following personnel inside the Polling Station? (Please tick accordingly)

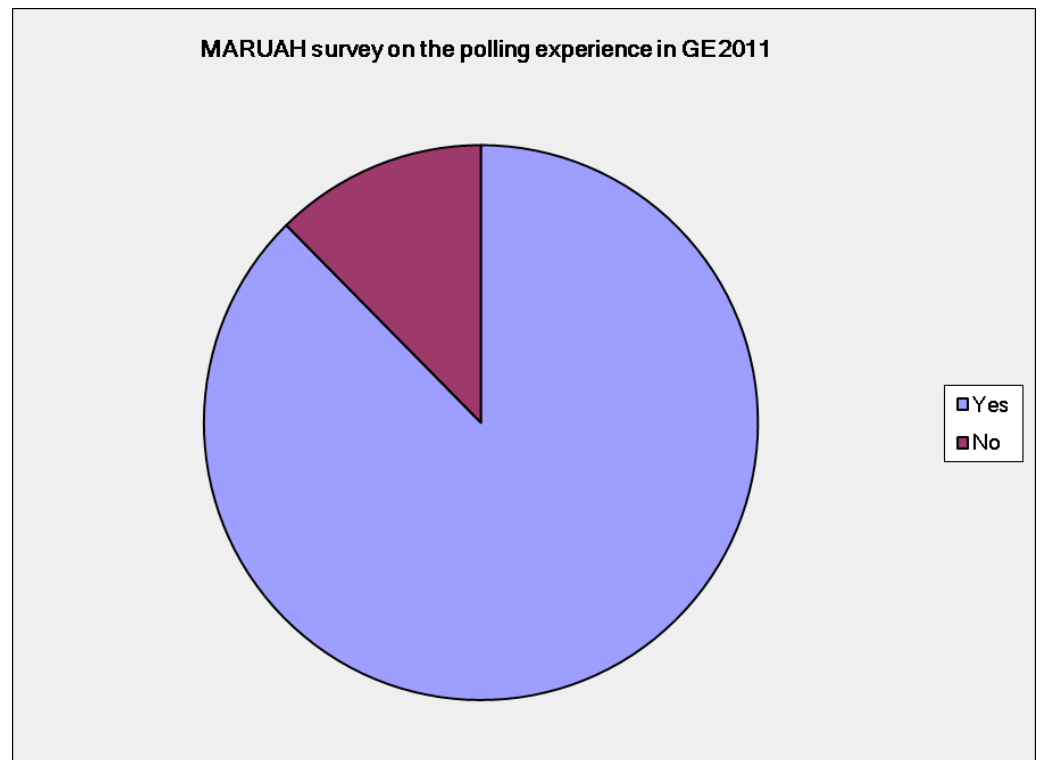
Answer Options	Response Percent	Response Count
Police	87.5%	757
Military/Army	0.8%	7
SCDF	3.0%	26
Local authorities, e.g. Town Council	19.3%	167
Candidate	5.5%	48
Political party supporters	3.6%	31
Unidentified persons (non-uniformed and no badges)	26.9%	233
<i>answered question</i>		865
<i>skipped question</i>		292



Question 11

MARUAH survey on the polling experience in GE2011

Was the colour of your ballot paper WHITE?		
Answer Options	Response Percent	Response Count
Yes	87.6%	1014
No	12.4%	143
If "no", please add any comment that you may have		127
	<i>answered question</i>	1157
	<i>skipped question</i>	0

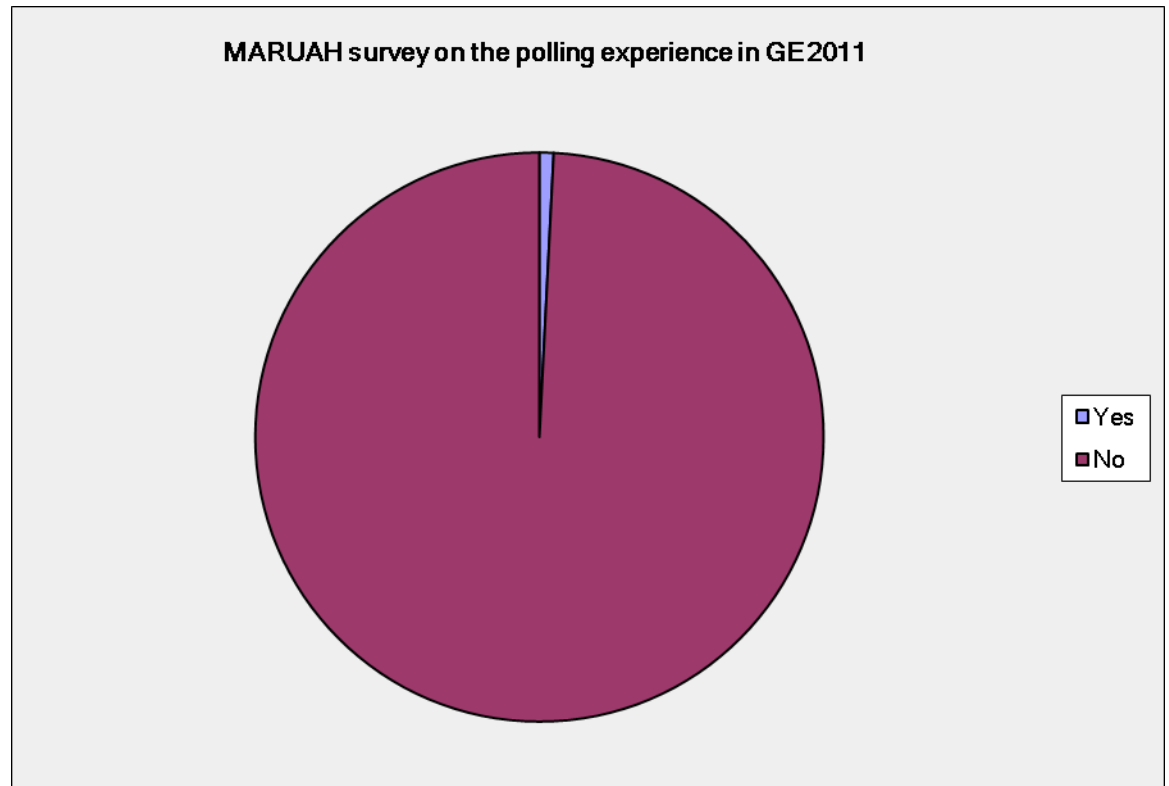


Question 12

MARUAH survey on the polling experience in GE2011

Were you in any way prevented from or obstructed in collecting your ballot card?

Answer Options	Response Percent	Response Count
Yes	0.8%	9
No	99.2%	1148
If "yes", please explain what happened		7
<i>answered question</i>		1157
<i>skipped question</i>		0

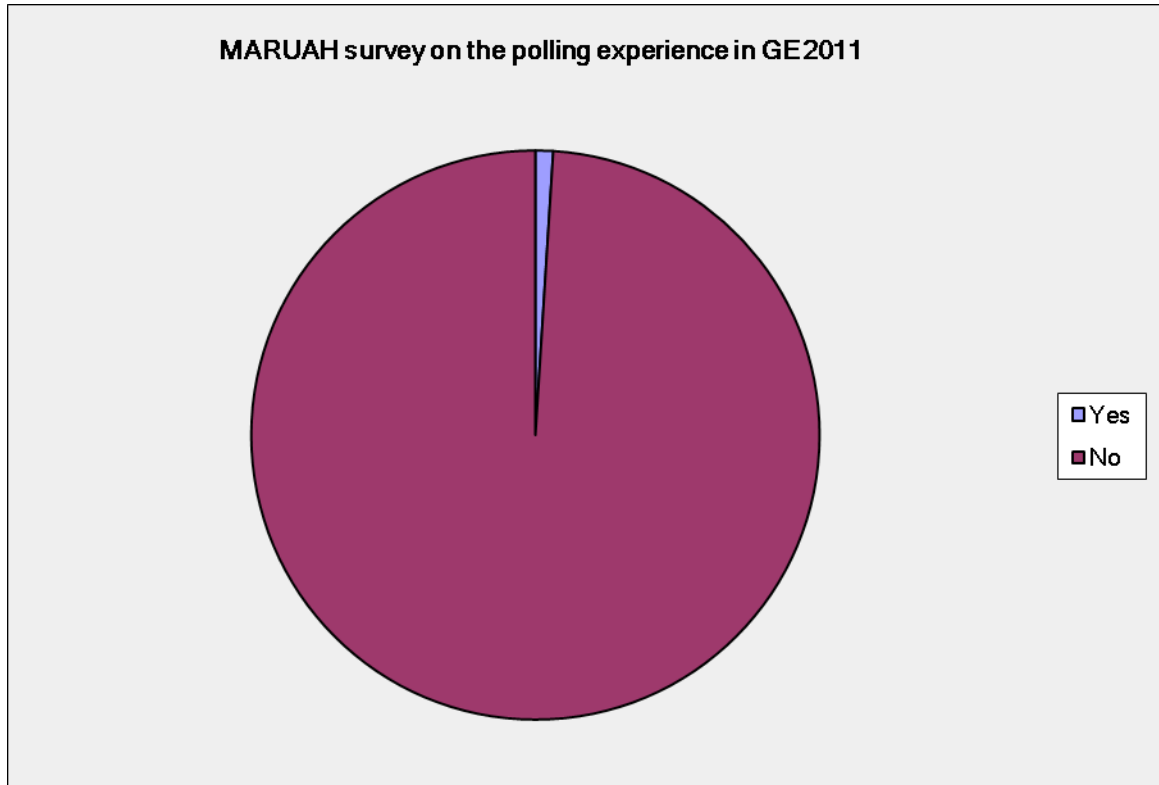


Question 13

MARUAH survey on the polling experience in GE2011

Were you in any way prevented from or obstructed in dropping your ballot card into any ballot box?

Answer Options	Response Percent	Response Count
Yes	1.0%	11
No	99.0%	1146
If "yes", please explain what happened		10
<i>answered question</i>		1157
<i>skipped question</i>		0

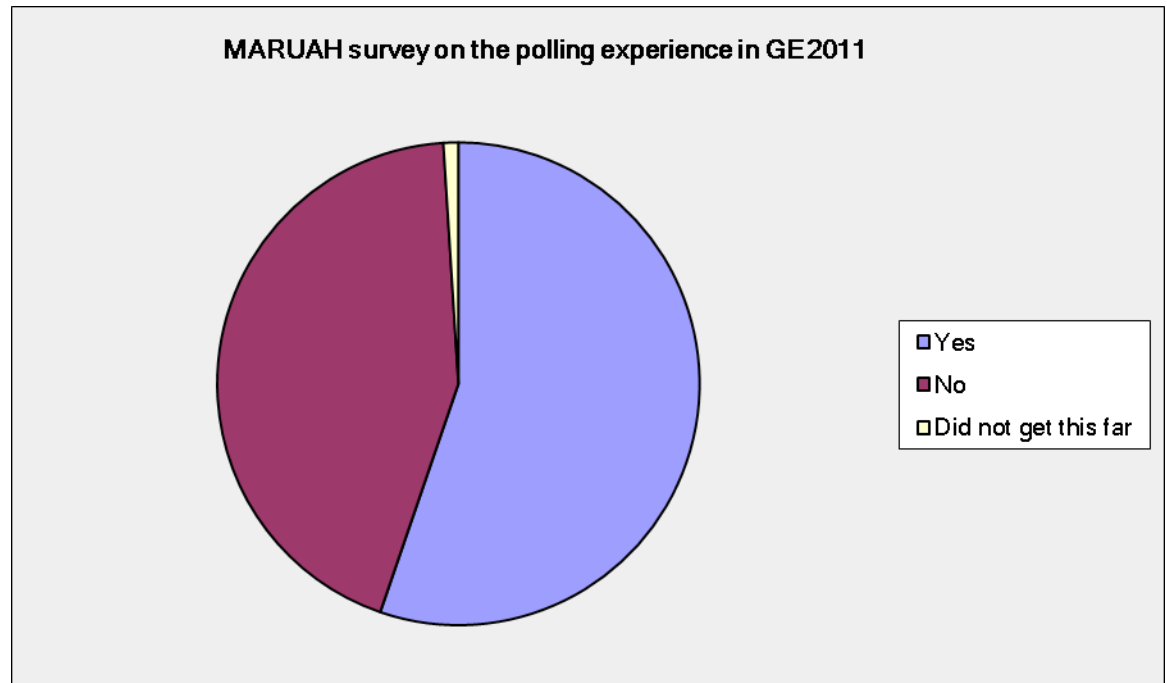


Question 14

MARUAH survey on the polling experience in GE2011

Were you directed to a certain prescribed ballot box to drop your ballot paper?

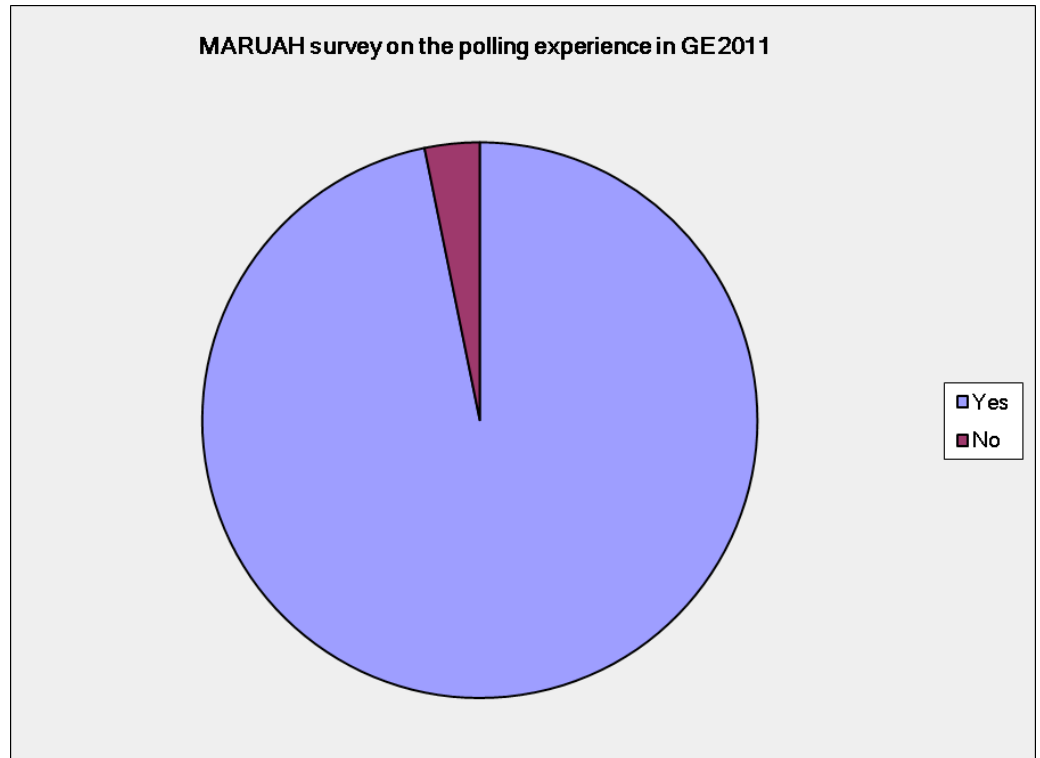
Answer Options	Response Percent	Response Count
Yes	55.2%	639
No	43.7%	506
Did not get this far	1.0%	12
<i>answered question</i>		1157
<i>skipped question</i>		0



Question 15

MARUAH survey on the polling experience in GE2011

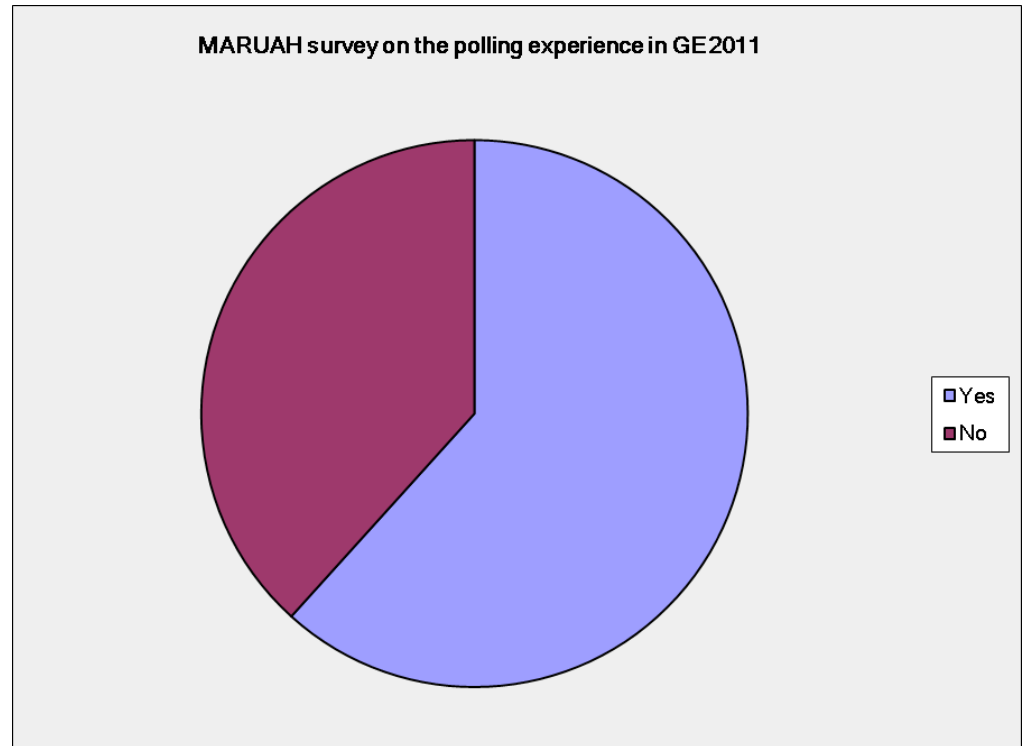
Was your name crossed out from the voter list in your presence?		
Answer Options	Response Percent	Response Count
Yes	96.8%	1120
No	3.2%	37
If "no", please add any comment that you may have		18
<i>answered question</i>		1157
<i>skipped question</i>		0



Question 16

MARUAH survey on the polling experience in GE2011

Was the ballot paper stamped?		
Answer Options	Response Percent	Response Count
Yes	61.7%	714
No	38.3%	443
If "no", please add any comment that you may have		264
<i>answered question</i>		1157
<i>skipped question</i>		0

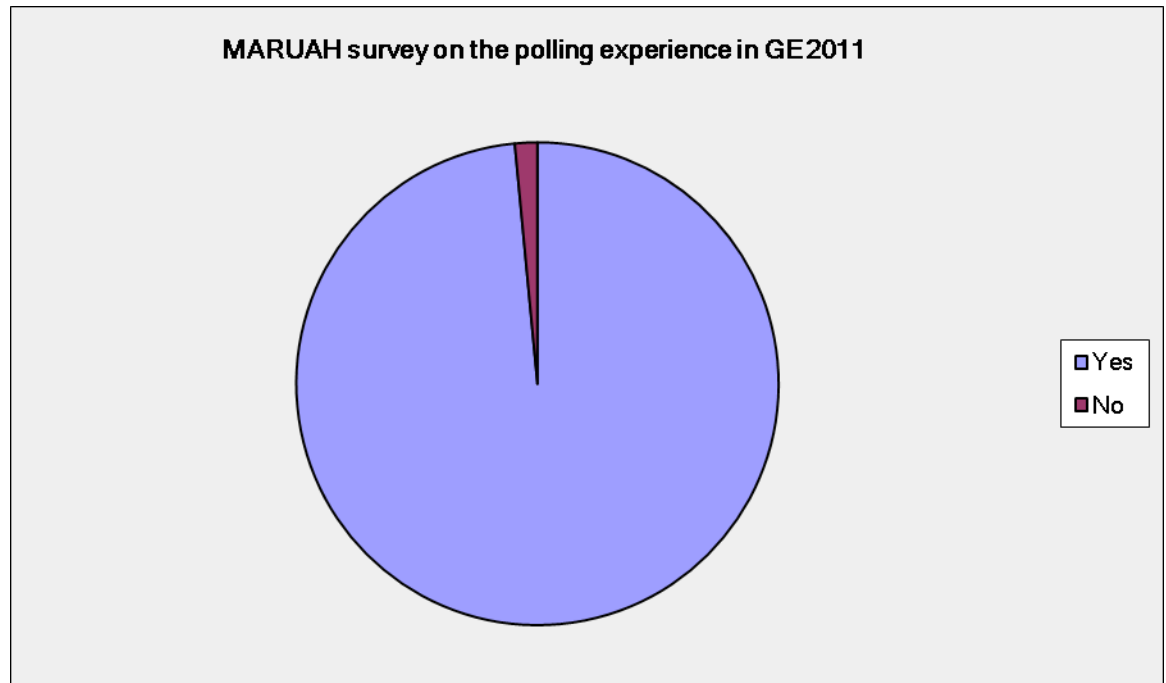


Question 17

MARUAH survey on the polling experience in GE2011

Did you know how to put your cross on the ballot card (i.e. vote)?

Answer Options	Response Percent	Response Count
Yes	98.5%	1140
No	1.5%	17
<i>answered question</i>		1157
<i>skipped question</i>		0

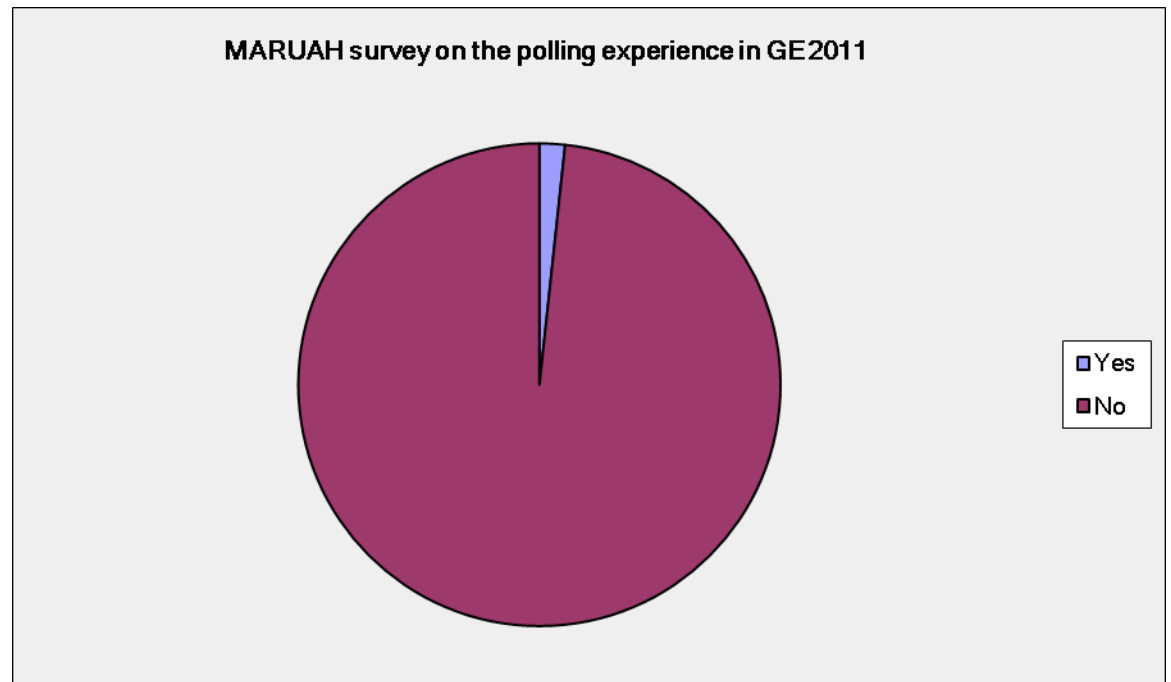


Question 18

MARUAH survey on the polling experience in GE2011

Were you, or did you see anyone who was, denied the opportunity to vote?

Answer Options	Response Percent	Response Count
Yes	1.7%	20
No	98.3%	1137
<i>answered question</i>		1157
<i>skipped question</i>		0

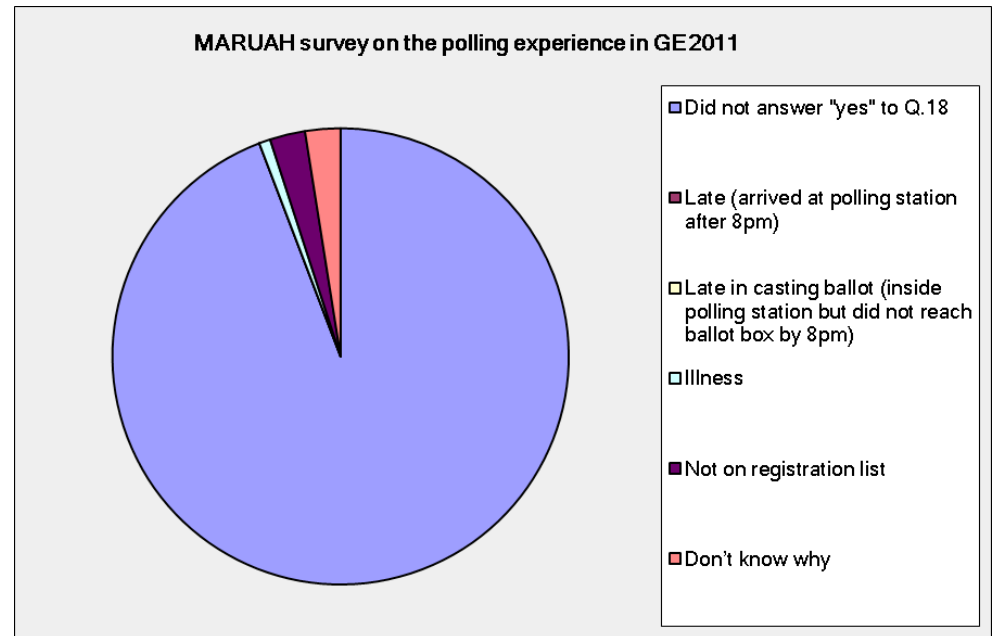


Question 19

MARUAH survey on the polling experience in GE2011

If you answered "Yes" to Q.18, can you tick the following reason(s) for you, or that person, being denied the opportunity to vote?

Answer Options	Response Percent	Response Count
Did not answer "yes" to Q.18	94.2%	114
Late (arrived at polling station after 8pm)	0.0%	0
Late in casting ballot (inside polling station but did not reach ballot box by 8pm)	0.0%	0
Illness	0.8%	1
Not on registration list	2.5%	3
Don't know why	2.5%	3
Other (please specify)		18
answered question		121
skipped question		1036

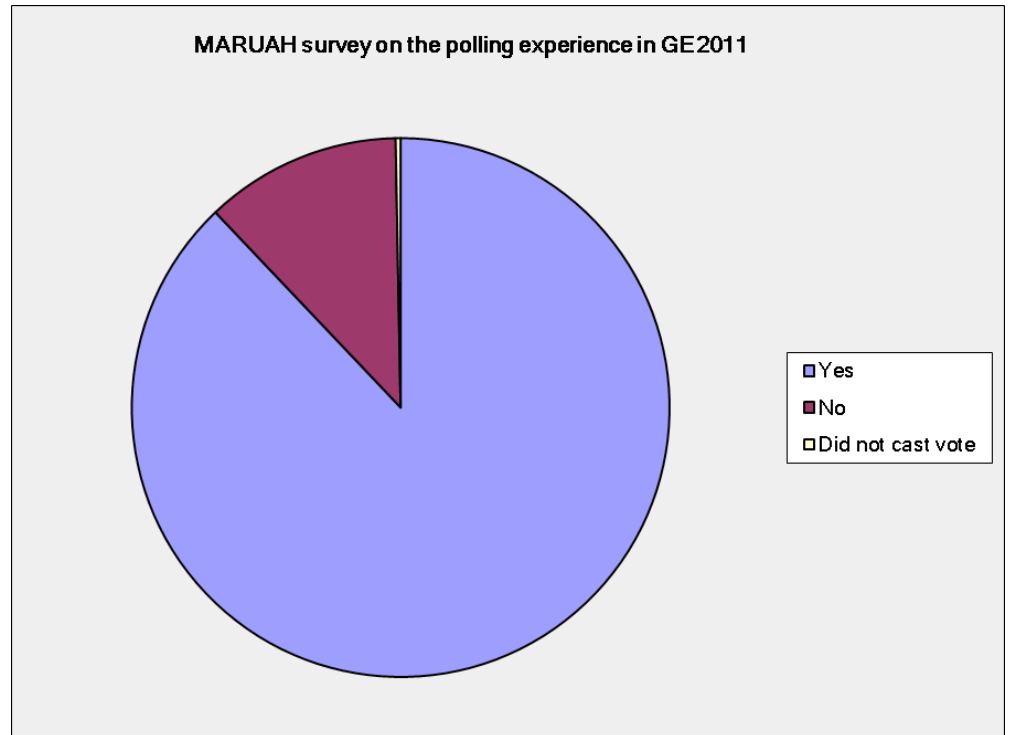


Question 20

MARUAH survey on the polling experience in GE2011

If you cast your vote, did you feel that your vote was cast in secret at the polling station?

Answer Options	Response Percent	Response Count
Yes	87.9%	1017
No	11.8%	137
Did not cast vote	0.3%	3
If "no", please add any comment that you may have		114
<i>answered question</i>		1157
<i>skipped question</i>		0

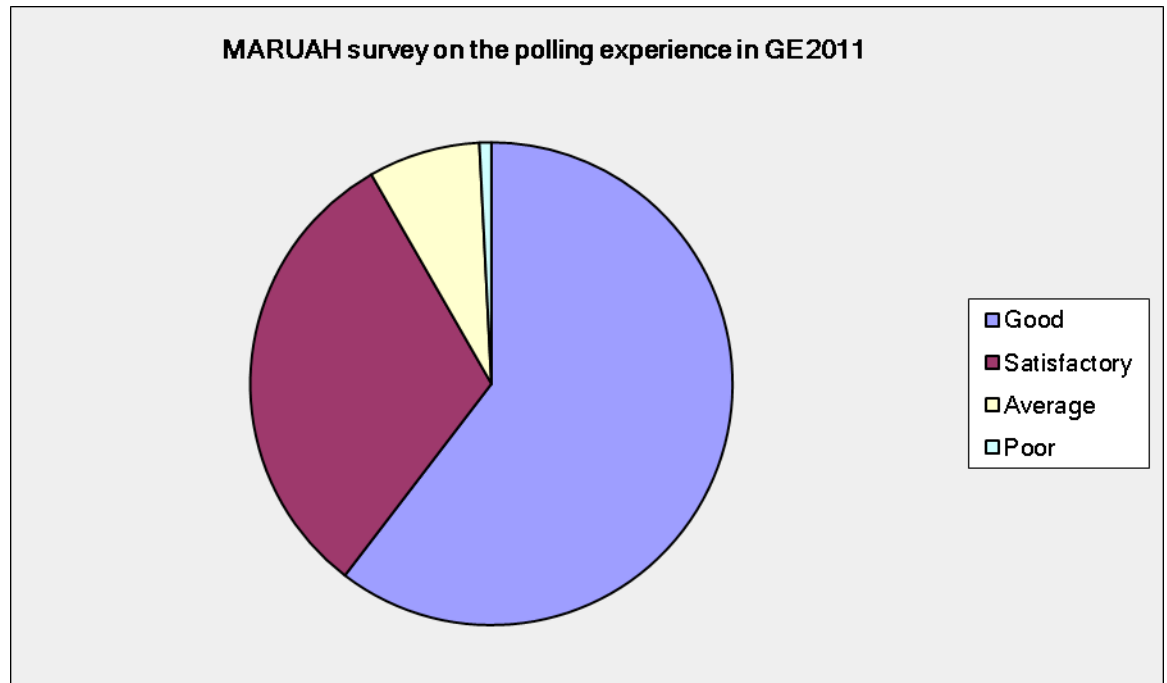


Question 21

MARUAH survey on the polling experience in GE2011

Please rate overall conduct of the election officials.

Answer Options	Response Percent	Response Count
Good	60.4%	699
Satisfactory	31.3%	362
Average	7.5%	87
Poor	0.8%	9
<i>answered question</i>		1157
<i>skipped question</i>		0

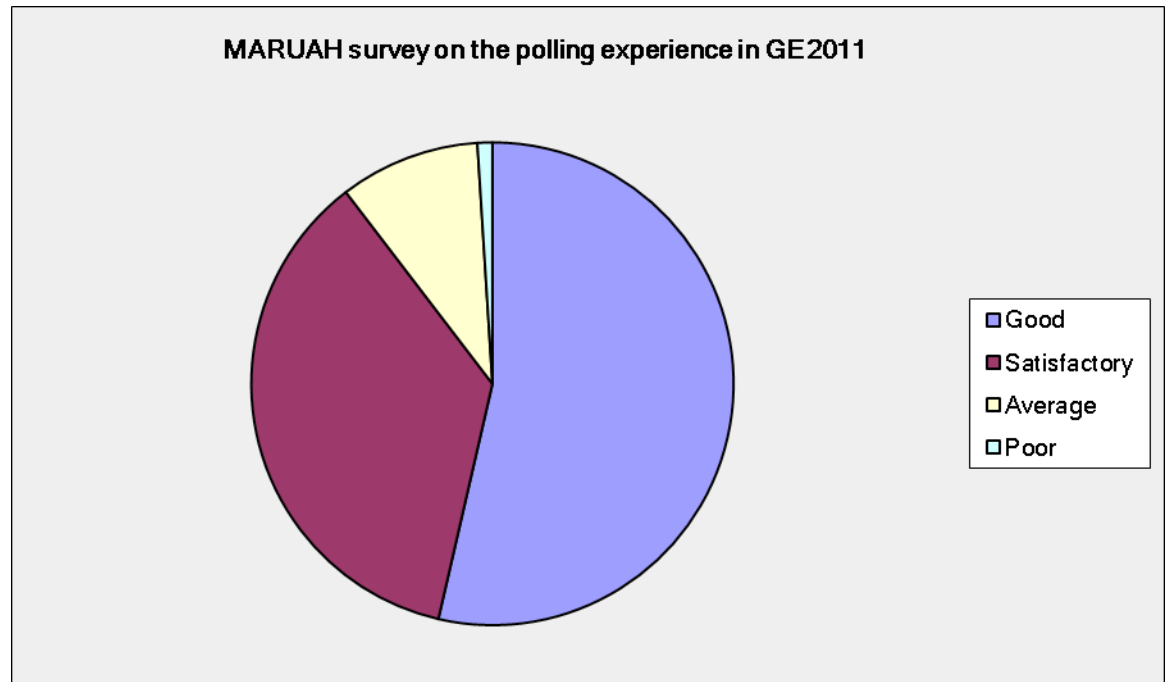


Question 22

MARUAH survey on the polling experience in GE2011

Please rate overall conduct of the polling agents from the political parties.

Answer Options	Response Percent	Response Count
Good	53.6%	620
Satisfactory	36.0%	416
Average	9.4%	109
Poor	1.0%	12
<i>answered question</i>		1157
<i>skipped question</i>		0



Question 23

MARUAH survey on the polling experience in GE2011

On the whole, do you believe that your vote is secret?

Answer Options	Response Percent	Response Count
Yes	85.2%	986
No	14.8%	171
If "no", please explain why		141
<i>answered question</i>		1157
<i>skipped question</i>		0

